

PFS Corporation
Northeast Region
APPROVED
H Raup - 3
9/3/13
 Approval limited to
 Factory Built Portion

JOHN A. WALLEN
 CIVIL
 NO. 46578
 REGISTERED
 PROFESSIONAL ENGINEER
 09/06/2013

THIRD PARTY INSPECTION AGENCY
 PE / RA

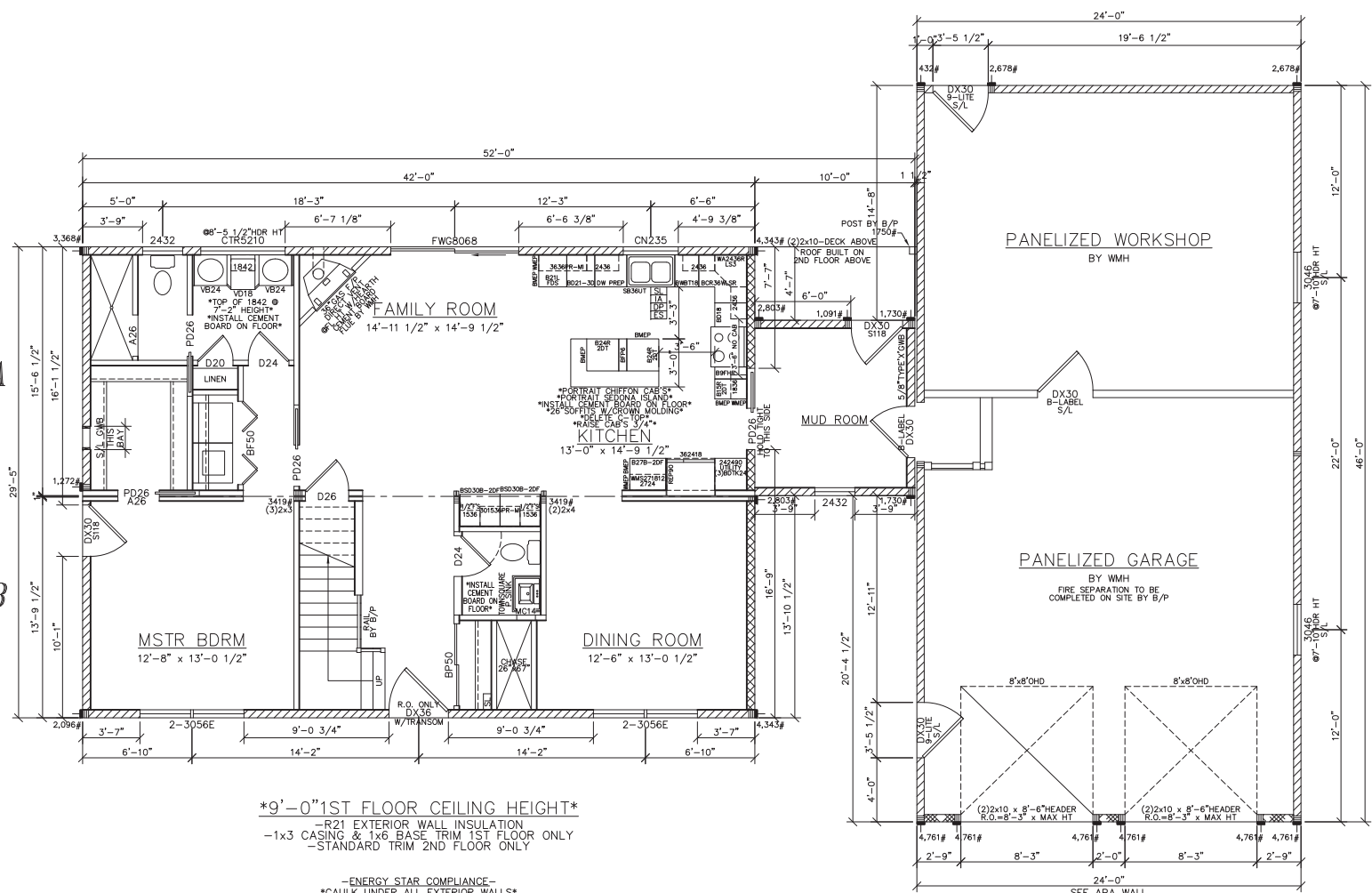
SERIAL No.	13110
PRODUCTION No.	
DATE	08/13/13
REVISION	
CHECK	
DATE	

HOMEOWNER:
 NEELEY
 SILE:
 ROCK STREET LOT# 96 & 97
 MATTAPANSETT, MA 02739

BUILDER:
 SOUTHEASTERN DEVELOPMENT CORP.
 116 CONVERSE AVE.
 MARION, MA 02738

'3' BOX CAPE CTM-R
FIRST FLOOR PLAN

Westchester Modular Homes Inc
 30 Regans Mill Road, Wingdale, New York, 12594
 Tel (845)832-9400 Fax (845)832-6698



- *9'-0" 1ST FLOOR CEILING HEIGHT***
- R21 EXTERIOR WALL INSULATION
 - 1x3 CASING & 1x6 BASE TRIM 1ST FLOOR ONLY
 - STANDARD TRIM 2ND FLOOR ONLY
- ENERGY STAR COMPLIANCE-
- *CAULK UNDER ALL EXTERIOR WALLS*
 - *SEAL ALL WIRES PIPES AND VENT PENETRATIONS IN FLOORS, CEILINGS AND EXTERIOR WALLS*
 - *FOAM GASKETS TO BE INSTALLED TO ALL EXTERIOR WALL OUTLETS*
 - *WALL INSULATION TO BE INSTALLED SPLIT AROUND WIRING AND ELECTRICAL BOXES-NO GAPS*
 - *INSTALL MATING WALL GASKET*
 - *LOW EXPANSION SPRAY FOAM INSULATION INSTALLED AROUND DOORS AND WINDOWS*

Engineers certification/seal applies only to factory manufactured portions of this building. Certification/seal does not apply to site installed elements or portions built on site such as, but not limited to, foundation, exterior steps, or other site work. Site work must be designed by others for site conditions, under local jurisdiction.

110 MPH WIND ZONE

SHEARWALL LEGEND
 ALL FIELD NAILING IS 12" OC

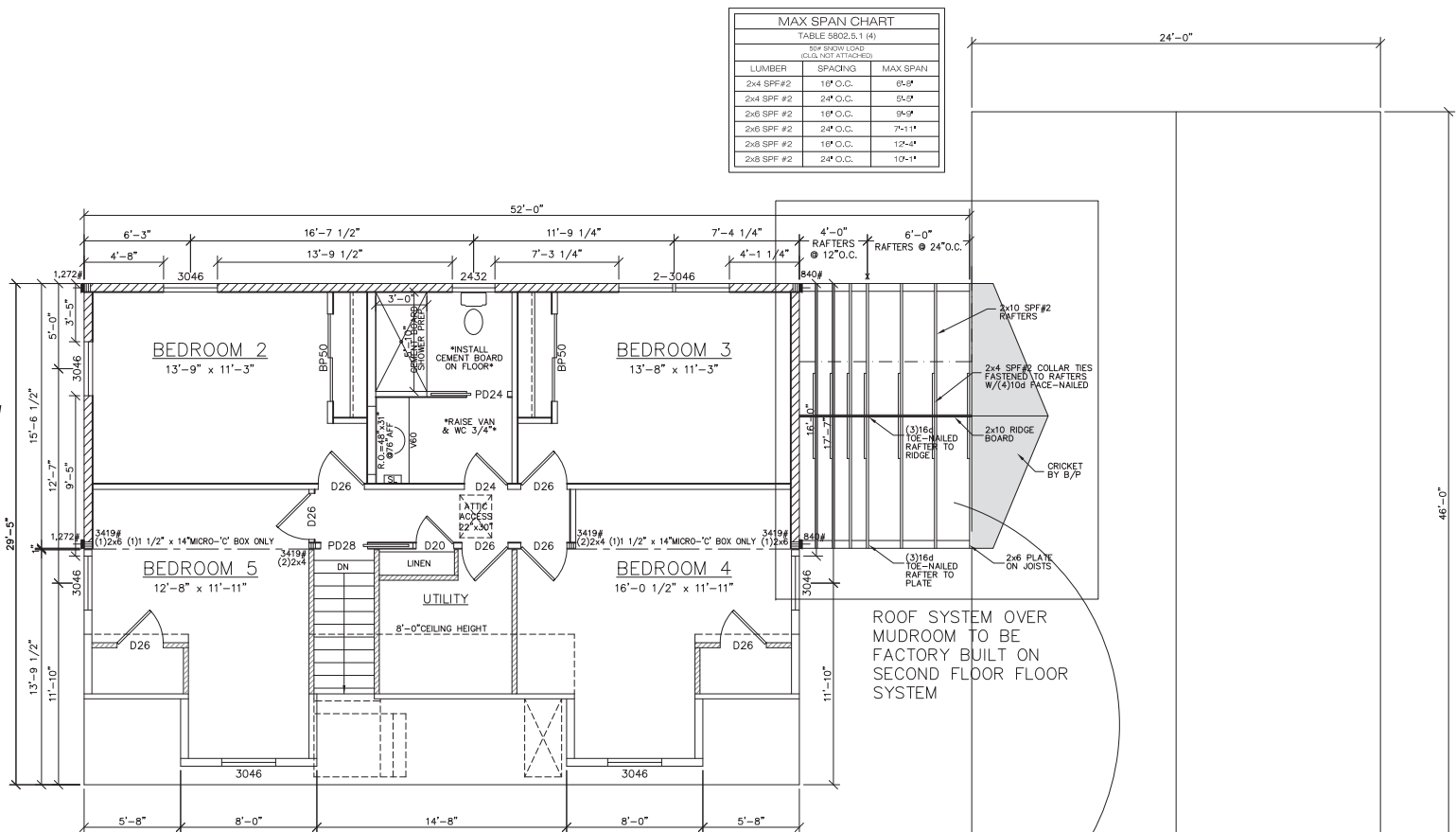
	SHEAR WALL-436plf EDGE NAILS: 8d COMMON NAILS @ 6" o.c.
	SHEAR WALL-590plf EDGE NAILS: 8d COMMON NAILS @ 4" o.c.
	SHEAR WALL-730/880plf EDGE NAILS: 8d COMMON NAILS @ 3" o.c.
	HOLDDOWN LOCATION AND REQUIRED LOAD (BY B/P-U.O.N)

*COMBINED

LIGHT & VENTILATION SCHEDULE (SF)			
ROOM	AREA	LIGHT SUPPLIED	VENT SUPPLIED
*FAMILY ROOM	221	34.3	21.00
*DINING ROOM	163	25.6	14.28
*KITCHEN	192	8.0	7.20
MSTR BDRM	165	25.6	14.28

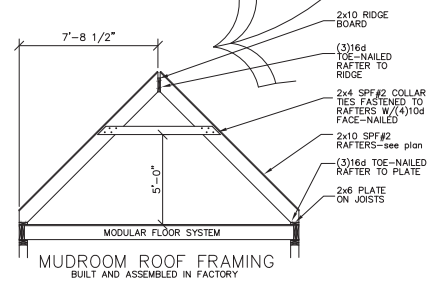
SEE STANDARD NOTES & DETAILS DWG #8

PRE-ASSEMBLED ROOF



MAX SPAN CHART		
TABLE 5802.5.1 (4)		
15# SNOW LOAD (DO NOT EXCEED)		
LUMBER	SPACING	MAX SPAN
2x4 SPF #2	16" O.C.	8'-0"
2x4 SPF #2	24" O.C.	5'-0"
2x6 SPF #2	16" O.C.	9'-0"
2x6 SPF #2	24" O.C.	7'-11"
2x8 SPF #2	16" O.C.	12'-4"
2x8 SPF #2	24" O.C.	10'-1"

- WALLS BY B/P
- R21 EXTERIOR WALL INSULATION
- 1x4 CASING & 1x6 BASE TRIM 1ST FLOOR ONLY
- STANDARD TRIM 2ND FLOOR ONLY
- ENERGY STAR COMPLIANCE-
- *CAULK UNDER ALL EXTERIOR WALLS*
- *SEAL ALL WIRES PIPES AND VENT PENETRATIONS IN FLOORS, CEILINGS AND EXTERIOR WALLS*
- *FOAM GASKETS TO BE INSTALLED TO ALL EXTERIOR WALL OUTLETS*
- *WALL INSULATION TO BE INSTALLED SPLIT AROUND WIRING AND ELECTRICAL BOXES-NO GAPS*
- *INSTALL MATING WALL GASKET*
- *LOW EXPANSION SPRAY FOAM INSULATION INSTALLED AROUND DOORS AND WINDOWS*



Engineers certification/seal applies only to factory manufactured portions of this building. Certification/seal does not apply to site installed elements or portions built on site such as, but not limited to: foundation, exterior steps, or other site work. Site work must be designed by others for site conditions, under local jurisdiction.

LIGHT & VENTILATION SCHEDULE (SF)			
ROOM	AREA	LIGHT SUPPLIED	VENT SUPPLIED
BEDROOM 2	155	20.6	11.46
BEDROOM 3	154	20.6	11.46
BEDROOM 4	154	20.6	11.46
BEDROOM 5	151	20.6	11.46

110 MPH WIND ZONE	
SHEARWALL LEGEND	
ALL FIELD NAILING IS 12" OC	
	SHEAR WALL-436plf EDGE NAILS: 8d COMMON NAILS @ 6"o.c.
	SHEAR WALL-590plf EDGE NAILS: 8d COMMON NAILS @ 4"o.c.
	SHEAR WALL-730/880plf EDGE NAILS: 8d COMMON NAILS @ 3"o.c.
	HOLDDOWN LOCATION AND REQUIRED LOAD (BY B/P-U.O.N)

SEE STANDARD NOTES & DETAILS DWG #8

<p>PFS Corporation Northeast Region APPROVED H Raup - 3 9/3/13 Approval limited to Factory Built Portion</p>									
THIRD PARTY INSPECTION AGENCY	<p>09/06/2013</p>								
PE / RA									
SERIAL No. 13110	<table border="1" style="width: 100%;"> <tr> <th>PRODUCTION No.</th> <th>DATE</th> </tr> <tr> <td> </td> <td>08/13/13</td> </tr> <tr> <th>REVISION</th> <th>CHECK</th> </tr> <tr> <td> </td> <td> </td> </tr> </table>	PRODUCTION No.	DATE		08/13/13	REVISION	CHECK		
PRODUCTION No.	DATE								
	08/13/13								
REVISION	CHECK								
HOMEOWNER: NEELY	SOUTHEASTERN DEVELOPMENT CORP. 116 CONVERSE AVE. MARION, MA 02738								
SITE: MATTAPoisETT, MA 02739	ROCK STREET LOT# 96 & 97 MATTAPoisETT, MA 02739								
3' BOX CAPE CTM-R SECOND FLOOR PLAN	Westchester Modular Homes Inc 30 Regans Mill Road, Wingdale, New York, 12594 Tel (845)832-9400 Fax (845)832-6698								
DESIGNER: V. GIORGIO	DATE: 05/17/13								
CONST. TYPE: WOOD (VIB) FRAME	SCALE: 3/16" = 1'-0"								
R3	PAGE: 3B								